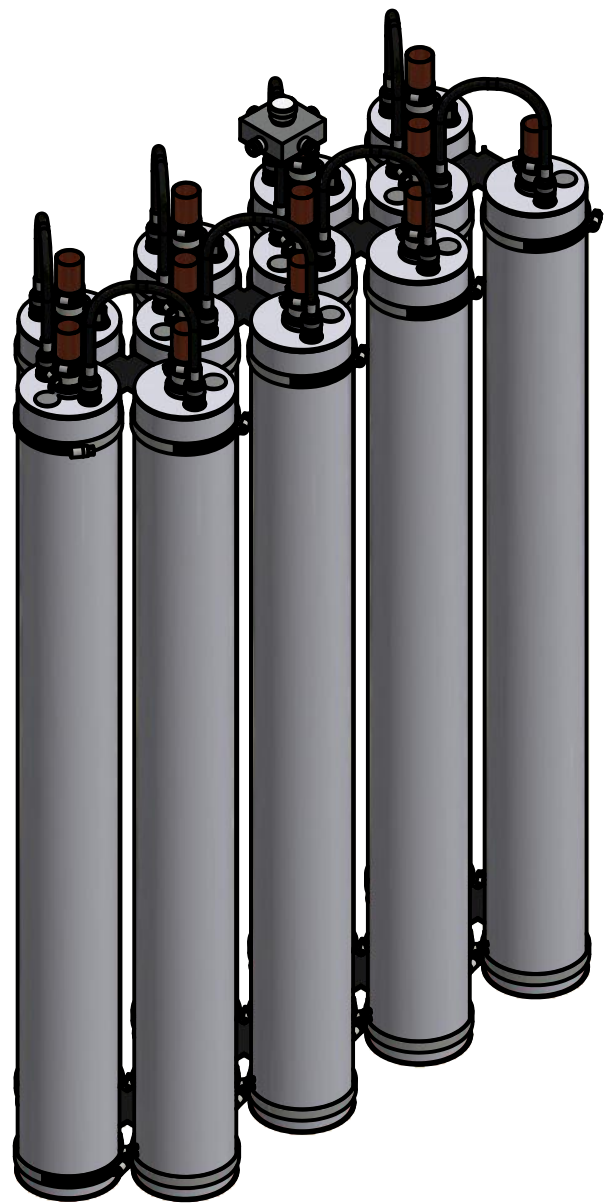
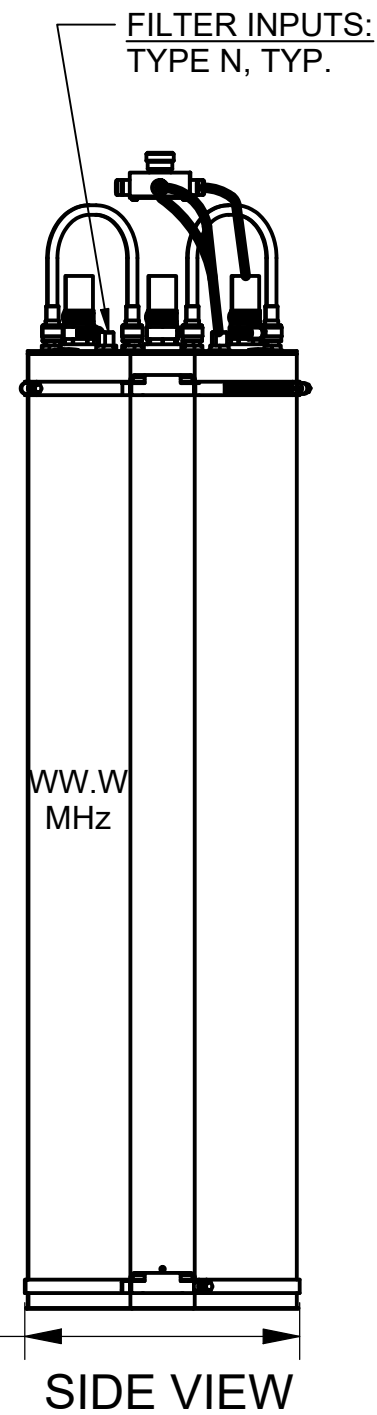


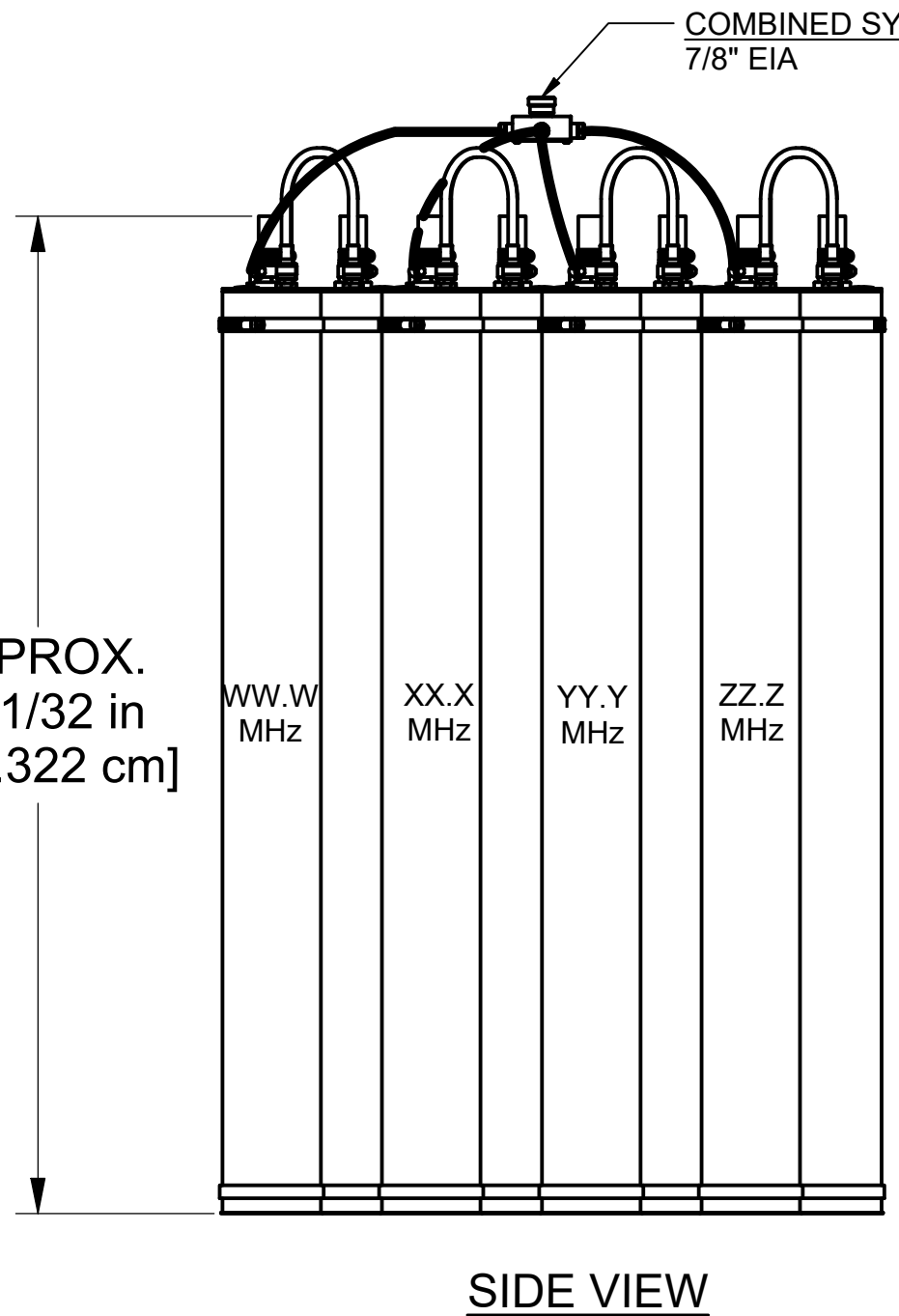
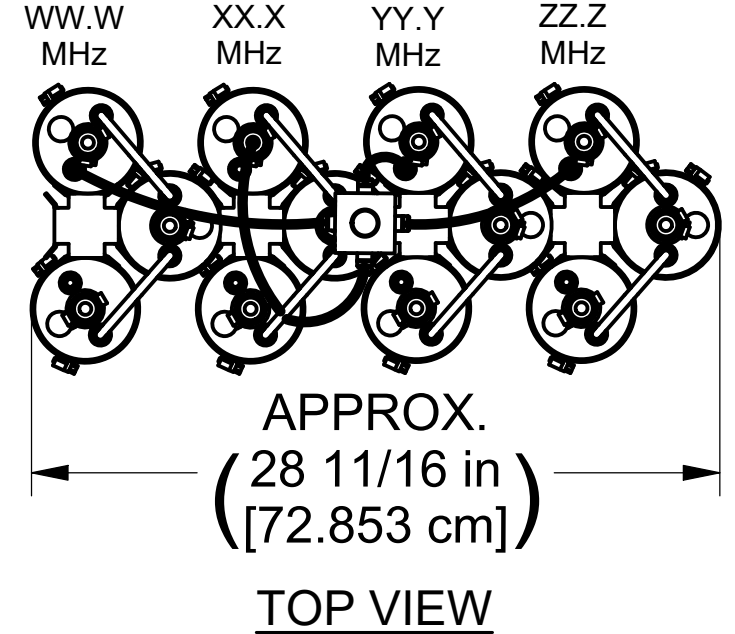
INVENTOR FILE LOCATION:
 INVENTOR FILES > DENNIS > JOE >
 BRANCH COMBINER CONFIG.



(11 29/64 in)
 [29.083 cm]



APPROX.
 43 1/32 in
 [109.322 cm]



4 STATION BRANCHED COMBINER
 Part No. BR-04(3)-04(3)-04(3)-04(3)
 Cavity size: 4 inch Bandpass
 Number of Cavities: 3
 Cooling option: Convection Cooled
 Maximum Input power: 650 W per Station
 Shipping weight: Approx. 160 lb (79.38 kg)

NOTE:
 CUSTOMER MUST PROVIDE ADEQUATE SUPPORT
 TO CUSTOMER SUPPLIED INTERCONNECTING
 TRANSMISSION LINE THAT WILL ATTACH TO
 THIS COMBINER OUTPUT, TO PREVENT
 DAMAGE TO FILTER CONNECTIONS AND
 COMBINER OUTPUT COAXIAL NETWORK.
 PROVIDE SUPPORT TO COMBINER OUTPUT
 WHILE CONNECTING OUTPUT COAXIAL LINE
 TO OUPUT FLANGE ON COMBINER.

THE DESIGNS, CONSTRUCTIONS, ARRANGEMENTS,
 DISCLOSURES AND DEVICES SHOWN OR DESCRIBED IN
 THE PROPOSALS, DRAWINGS, OR SKETCHES BEARING
 THIS LEGEND ARE THE PROPERTY OF HOWELL
 LABORATORIES, INC./SHIVELY LABS AND ARE
 SUBMITTED IN CONFIDENCE WITH THE
 UNDERSTANDING THAT SUCH DESIGNS,
 CONSTRUCTIONS, ARRANGEMENTS, DISCLOSURES,
 AND DEVICES SHALL NOT BE UTILIZED IN WHOLE OR IN
 PART BY ANY PERSON, FIRM, CORPORATION, OR
 DISCLOSED TO ANYONE OTHER THAN THE SUBMITTEE,
 WITHOUT THE PRIOR WRITTEN PERMISSION OF
 HOWELL LABORATORIES, INC.

